

## Product Description

HandyBelt is used for transfer support. Most commonly, the belt is applied on the patient, and the caregiver then uses the belt as an aid in the transfer. Alternatively, it can be applied on both patient and caregiver so that the patient also can use the belt as support when transferring.

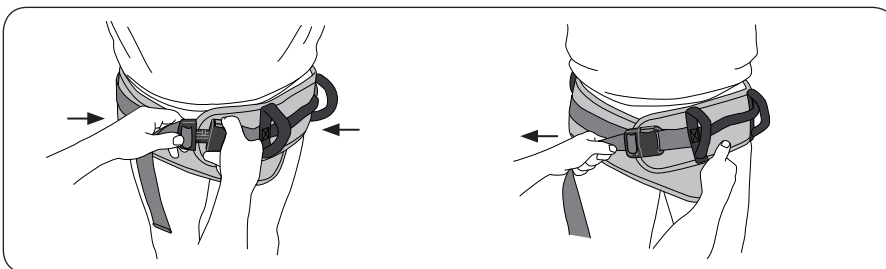
HandyBelt is equipped with a SafetyBuckle which has been strength-tested up to 200 kg (440 lbs.).

**Read the instruction guide before use; it is important to thoroughly understand its contents. As caregiver, you are always responsible for the safety of the patient. You must ensure you are informed of the patient's ability to handle the transfer situation. If there is something you are unclear about, please contact the manufacturer or the supplier. Instruction guides can be downloaded free of charge from [www.liko.com](http://www.liko.com).**

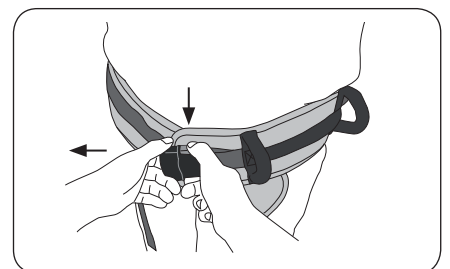
### △ Before use, remember the following:

- Before the transfer, plan the transfer operation carefully to make it as safe and smooth as possible.
- Policy should be established to decide on a case by case basis whether one or more caregivers are needed.
- The patient should understand and follow the instructions so he/she can be guided to a natural pattern of movement during raising.
- The patient should have head and torso stability and be able to sit upright. When gait training, it is also important that the patient has good balance when standing and the ability to move his/her feet independently when walking.
- Before transferring, check that the HandyBelt is applied correctly.
- HandyBelt is not a lifting aid and the handles are not intended for lifting purposes.
- To minimize the strain for the caregiver, in case the patient should fall, it is important that the caregiver does not by his/her own efforts try to keep the patient in a standing position. Instead, we recommend that the caregiver, in a smooth motion, lower the patient to the floor. Remember to let go of the handles to avoid injuries to the caregiver's hands caused by crushing.
- Always work ergonomically - refer to the ISO 11228 Ergonomics Manual Handling.
- Check the HandyBelt regularly. Pay special attention to wear and damage on seams, fabric, straps, handles and SafetyBuckle. Do not use damaged transfer aids.

## Application

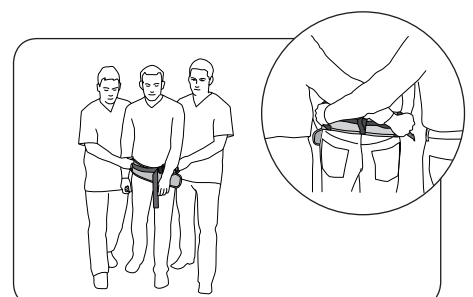
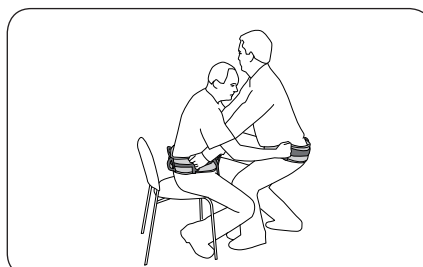
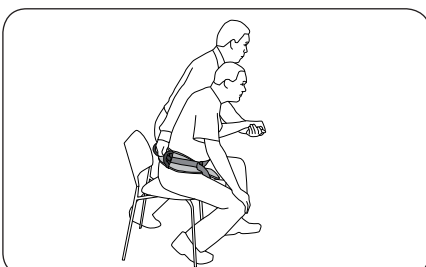


## Removal

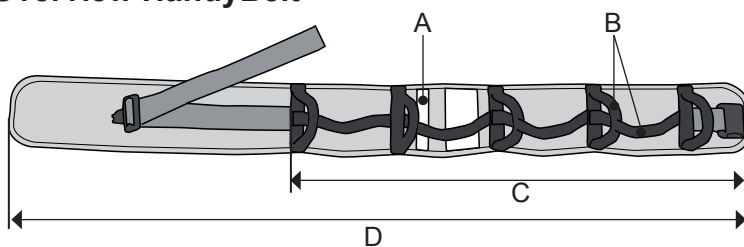


## Areas of use

Raising from sitting to standing, transfer from sitting to sitting and support for standing/walking.



## Overview HandyBelt



Name	Prod. No.	Size	Size Marking (A)	Number of Handles (B)	Length (C/D)
HandyBelt	3760014	S Small	Orange	7	60/100 cm (24"/39")
HandyBelt	3760015	M Medium	Yellow	9	75/120 cm (30"/47")
HandyBelt	3760016	L Large	Blue	11	90/140 cm (35"/55")
HandyBelt	3760017	XL Extra Large	Black	13	110/180 cm (43"/71")

**Material:** polyester

**Washing instructions:** 60-85°C  
140-185°F

**CE** Medical device Class I

HandyBelt complies with the requirements for Medical Devices Directive Class I products (MDD 93/42/EEC).

**Design and Quality by Liko in Sweden**

## Alternative Products

It is important to ensure that the transfer operation is not too strenuous for the caregiver. Should the patient need more support, Liko recommends other products from our extensive range of raising and walking aids. Please visit our website [www.liko.com](http://www.liko.com) for further information.

Alternative products in the Liko range:

- RollOn raising support
- Sabina sit-to-stand lift
- Liko LiftPants in combination with a patient lift
- Liko MasterVest in combination with a patient lift

Liko's products undergo continuous development, which is why we reserve the right to make product changes without prior notice. Contact your Liko representative for advice and information about product upgrades.

Liko is quality-certified in accordance with ISO 9001 and its equivalence for the medical device industry, ISO 13485. Liko is also certified in accordance with environmental standard ISO 14001.



A **Hill-Rom** Company

[www.liko.com](http://www.liko.com)

### Manufacturer:

Liko AB  
SE-975 92 Luleå  
Sweden  
[info@liko.se](mailto:info@liko.se)

### National Distributor in USA and Canada:

Liko North America  
122 Grove Street  
Franklin, MA 02038  
Tel: 508-553-3993, 888-545-6671  
Fax: 508-528-6642  
[info@liko.com](mailto:info@liko.com)

### Liko Distributor in UK:

Liko (UK) Ltd. • Brunel Centre,  
Stroudwater Business Park,  
Stonehouse, Gloucester  
GL10 3RU, United Kingdom  
Phone: +44 (0) 1453 827272  
Fax: +44 (0) 1453 828844  
[info@liko.co.uk](mailto:info@liko.co.uk)

