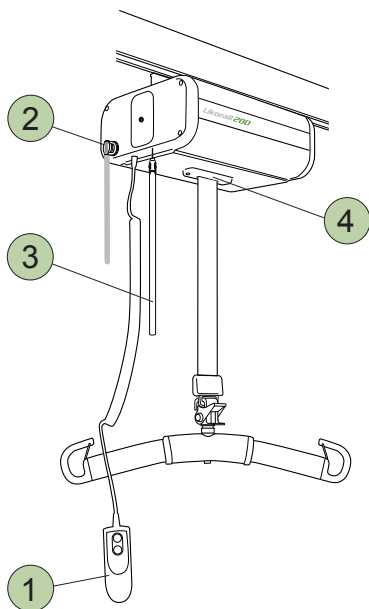


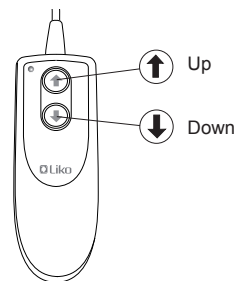
# Likorall 200

## Quick Reference Guide

English

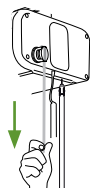


### 1 Hand Control



### 2 Emergency Stop

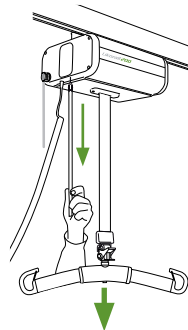
Activate:



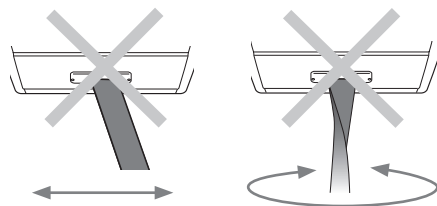
Reset:



### 3 Electrical Emergency Lowering

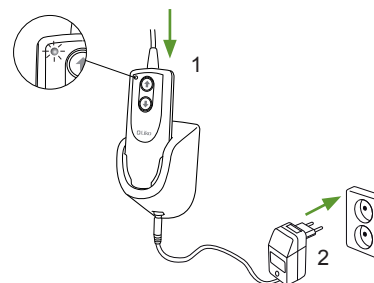


### 4 SSP Limit Switch



The lifting motion is interrupted when load on the lift strap is biased or when the lift strap is twisted.

### Charging the Batteries



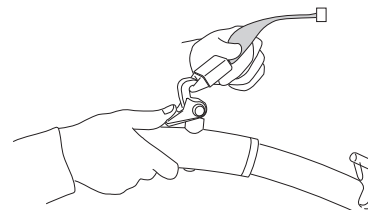
- Charge the lift unit regularly after use.
- The lift unit does not function during charging.
- **Ensure that the emergency stop is not pressed in during charging.**



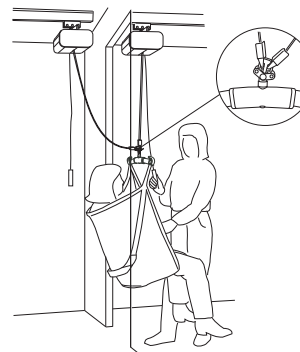
LED lights - charge immediately!

((( ))) Buzzer - charge immediately!

### Changing Lifting Accessories



### Alternative Use



For more information read the instruction guide.

### Ergonomics

- Never lift manually – let the lift unit do the lifting.
- Take it easy. Work calmly and methodically.
- Don't strain your back! Work in a walking stance with your back straight.
- Use the bed's raising and lowering functions.
- Reduce the lever effect. Work close to the patient and the lift.

### Cleaning

When necessary, clean the lift with a moist cloth, using common surface cleaners or disinfectants.

### Simple Troubleshooting

Check to ensure that:

- emergency stop is not pressed in, see ②
- the battery is charged.

### Other Quick Reference Guides

Quick reference guides for Liko's lifts and slings are available for downloading from [www.liko.com](http://www.liko.com).

© Copyright Liko AB



### Safety Instructions

- Read the instruction guide for the lift and lifting accessories before use.
- Plan the lifting operation carefully.
- Check to ensure that the sling's strap loops are correctly fastened to the sling bar hooks when the sling strap is extended, but before the patient is lifted from the underlying surface.
- **Max. load: 200 kg / 440 lbs**  
To retain max. load it is essential to use accessories rated for the same max. load or greater.

### IMPORTANT!

This quick reference guide does not replace the lift unit's instruction guide, which can be downloaded from [www.liko.com](http://www.liko.com).

LIFTS WITH CARE



[www.liko.com](http://www.liko.com)

Liko Distributor in UK:

Liko (UK) Ltd.

Phone: +44 (0) 1453 827272

Fax: +44 (0) 1453 828844

info@liko.co.uk

National Distributor in USA and Canada:

Liko North America

Phone: 508-553-3993, 1-888-545-6671

Fax: 508-528-6642

info@liko.com